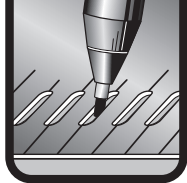


INCRA RULES

Precision Centering Rule

Put YOUR Mark on Precision

Any rule can just measure, but only INCRA guarantees YOUR mark of precision on everything you do!



Easy and Accurate

To mark with a 0.5mm Mechanical Pencil: Just hold the pencil vertically and draw a short line in one of the slots, or twist the pencil in a hole to mark a dot.

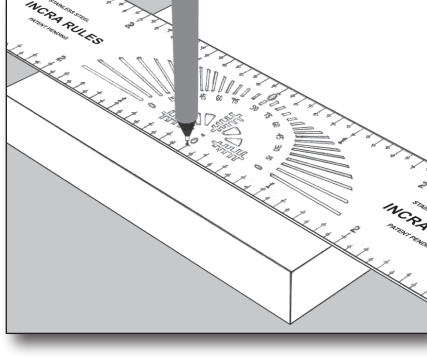
To mark with a Wooden Pencil: First, sharpen the pencil, then twist the lead once or twice in any one of the holes to give it an ultra fine point ready for marking.

To mark with a Metal Scribe or Center Punch: Any scribe or center punch sharp enough to fit through the holes can be used. Use finger pressure ONLY to mark a precisely located "dimple" in soft materials such as wood, paper, plastic, brass or aluminum.

DO NOT damage your precision rule by pounding the point through the hole with a hammer.

Center Finding

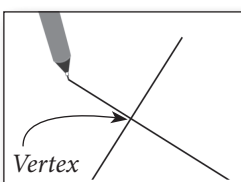
To find and mark your center: Position the centering rule so that it shows the same measurement at each edge of your workpiece. Place your pencil in the zero hole and twist the pencil to leave your center perfectly marked.



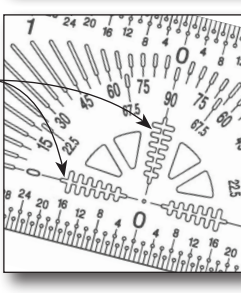
You'll also find your centering rule handy for laying out a series of measurements on either side of any known starting point. Simply scribe a line at your starting point, align the zero with your mark, then twist your pencil through the hole at each of the desired measurements.

Protractor Feature

Locate the vertex on your drawing: Draw two perpendicular lines that intersect at the desired vertex.



Position protractor and mark your angle: Use the windows feature to align the protractor with the vertex on your drawing. Place a mark at the desired angle.



⚠ WARNING: This product can expose you to chemicals, including chromium, which is known to the State of California to cause cancer and birth defects or other reproductive harm. For more information go to www.P65Warnings.ca.gov

*When accuracy counts...
INCRA RULES!*



INCRA RULES are available in many other popular styles and lengths.



Manufactured by:
Taylor Design Group
P.O. Box 810262
Dallas, Texas 75381

www.incra.com

INCRA is a Registered Trademark of Taylor Design Group, Inc.

©2023 Taylor Design Group, Inc.



7 51922 81201 0