















All Videos are in WMV format. Please use Windows Media Player for best result or visit us on Youtube.

### FEATURES & BENEFITS

Watch Immediately 

Download, then Watch 

#### LS POSITIONER PRODUCT VIDEOS:

- LS Positioner Introduction 
- INCRA I-Box 
- LS Positioner Standard System (for Router Table) 
- LS Positioner Super System (for Router Table) 
- TS-LS Positioner Super System (for Table Saw) 
- TS-LS Positioner Standard System (for Table Saw) 
- TS Legs (Support for TS Rails) 
- Router Table Mount Hardware 
- INCRA/Jessem Mast-R-Lift 
- Router Table Stands 
- Projects & Techniques Book 
- Router Table Tops Router Insert Plates 
- HingeCrafter 
- TS-LS Table Saw Fence System (from New Woodworker) 

#### LS POSITIONER VALUE COMBOS:

- Router Table Combo 1 
- Router Table Combo 2 
- Router Table Combo 3 
- Router Table Combo 4 
- Table Saw Combo 1 
- Table Saw Combo 2 
- Table Saw Combo 3 
- Table Saw Combo 4 


#### INCRA MITER GAUGE VIDEOS:

- Miter V27 
- Miter VI20 
- Miter 1000 
- Miter 1000HD 
- Miter 1000SE 
- Miter 3000 
- Miter 3000SE 
- Miter Express 
- Miter Gauges IncraLock 
- Miter Gauges AngleLock 
- Miter Gauges GlideLock 
- INCRA Miter Gauges - Complete Version 
- INCRA Mitering a Perfect Octagon by WoodWorkers Guild of America (featuring Miter 1000HD) 
- INCRA Tuning Your Miter Gauge by WoodWorkers Guild of America 

#### INCRA MARKING RULE VIDEOS:

- Marking Rule 
- Bend Rule 
- T-Rule 
- Centering Rule 
- Protractor 
- 6"x3" Precision X-Y Marker 
- INCRA Rules - Complete Version 

### LIVE DEMONSTRATIONS

Watch Immediately 

Download, then Watch 

#### TS-LS TABLE SAW FENCES:

- TS-LS Table Saw Fence - Part 1 of 3 
- TS-LS Table Saw Fence - Part 2 of 3 
- TS-LS Table Saw Fence - Part 3 of 3 

#### TS-LS JOINERY PACKAGE UPGRADES:

- TS-LS Joinery Package Upgrades - Part 1 of 2 
- TS-LS Joinery Package Upgrades - Part 2 of 2 

#### LS POSITIONER ROUTER TABLE FENCE SYSTEM:

- LS Positioner Router Table Fence System - Part 1 of 3 
- LS Positioner Router Table Fence System - Part 2 of 3 
- LS Positioner Router Table Fence System - Part 3 of 3 

#### WONDER FENCE:

- Wonder Fence - Part 1 of 2 
- Wonder Fence - Part 2 of 2 

### TECHNIQUES

Watch Immediately 

Download, then Watch 

- Box Joints 



# INCRA<sup>®</sup>

www.incra.com

## product overview

NEW  
20 page catalogue

**Incra**<sup>®</sup>

Customers' Choice

Precision  
Tools

Exactly as Promised!

### WHAT'S NEW?


for more info:  
[www.incra.com](http://www.incra.com)

#### INCRA I-Box Jig for Box Joints

Box Joints Made Easy on the  
Table Saw & Router Table!



..... PAGES 13




#### INCRA CleanSweep

Downdraft Dust  
Collection Cabinet

Use the power of  
your dust collection  
system to eliminate  
dust at the source



..... PAGES 9



### TABLE OF CONTENTS:

 **INCRA MagnaLOCK™ Plate Compatibility Chart** ..... PAGES 19

#### INCRA MITER GAUGE FAMILY



Page  
2-6

#### ROUTER TABLES & ACCESSORIES



Page  
7

#### ROUTER SYSTEM ACCESSORIES




Pages  
8-9

#### INCRA PRECISION FENCE SYSTEMS



Pages  
10-13

#### JIG & FIXTURE COMPONENTS



Page  
14-15

#### INCRA PRECISION RULES & GUARANTEED SQUARES & 45°S



Pages  
16-17

#### INCRA PARTS & COMPONENTS



Page  
18

#### BOOKS, PLANS, VIDEOS & ACCESSORIES



Page  
20

FREE PLANS



Manufactured by: Taylor Design Group, Inc. P.O. BOX. 810262 Dallas, TX 75381  
©2013 by Taylor Design Group. All rights reserved.

Tel: 972.242.9975

Fax: 972.242.9985

WWW.INCRA.COM




**MITER V120™**  
MITER GAUGE

Part No. MITER V120 & SMITERV120

**Unmatched Accuracy, Dead-On Repeatability, INCRA Reliability!**

Don't let the small size fool you! The **NEW Miter V120** puts high-resolution, repeatable accuracy within the budget of every woodworker. An incredible **120 angle stops** are laser cut into the steel protractor, with a stop available for every whole degree and two special stops at 22.5 degrees for cutting eight-sided frames and mouldings. All of that precision is built into a sturdy, no-fuss package that's compact enough to fit machines where other miter gauges can be a tight squeeze, such as band saws and disc sanders. All-steel construction makes it an excellent long-term investment, and it's also upgradable as your needs change - the V120 can be equipped at any time with any IncraLOCK™ miter gauge fence and stop. The steel miter bar is equipped with four patented GlideLOCK™ adjustment points for a perfect, low-friction fit in a wide variety of machines with standard miter slots. As with all INCRA crosscutting tools, a removable T-slot retaining clip is included, and the adjusters are accessible from the top for quicker set up than traditional miter bars with side-mounted adjusters. Also available to fit Shopsmith Part No. SMITERV120

**120 AngleLOCK™ Indexing Stops**



**MITER 1000™ HD**  
MITER GAUGE

Part No. MITER 1000/HD

**THE MITERING SOLUTION FOR YOUR TABLE SAW IS PERFECTLY CLEAR - High Definition FROM INCRA.**

The **NEW INCRA Miter 1000HD** is the most refined model yet in the Miter 1000 series. The HD stands for High Definition, because the protractor plate's exclusive AngleLOCK™ Indexing System has a whopping **180 can't-miss angle stops** in 1° increments with special stops located at 22-1/2°. Combine that high-resolution protractor with the industry's smoothest adjustable miter bar, a telescoping IncraLOCK™ Flip Fence SE & Flip Shop Stop, and a steel vernier scale that reads to 1/10°, and you've got a winner that will improve the quality of any project. Are you cutting parts for segmented turning? The **Miter 1000HD** will allow you to precisely set and quickly duplicate any angle you might need, whether it's 18° for cutting 10 sides, 25.7° for 7-sided objects, or anything else imaginable.

**AngleLOCK™ Indexing System**

**180 AngleLOCK™ Indexing Stops**

PLEASE SEE PAGE 5 FOR MITER GAUGE COMPARISON CHART



**INCRA MITER GAUGES**  
the revolution continues

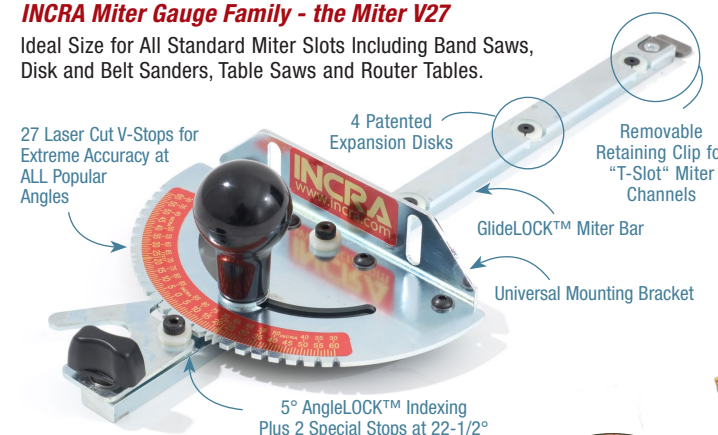
The extreme accuracy that made INCRA famous is now available in an extraordinary NEW family of incremental Miter Gauges. If you've decided it's time to replace the factory gauge that came with your table saw, band saw, router table, disk sander, belt sander, or any other tool with a miter slot, INCRA now offers nine different models to fit every woodworker's needs.

**MITER V27™**

Part No. MITER V27

**Discover the New and Most Affordable Member of the INCRA Miter Gauge Family - the Miter V27**

Ideal Size for All Standard Miter Slots Including Band Saws, Disk and Belt Sanders, Table Saws and Router Tables.



**Miter V27 Features:**

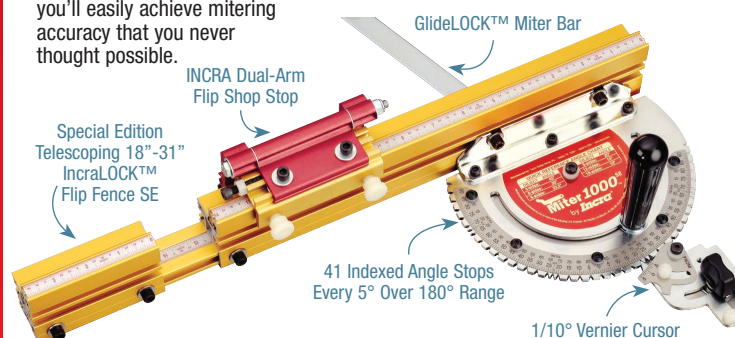
- 27 Angle Stops, Every 5° Over 120° Range
- GlideLOCK™ Miter Bar with 4 Expansion Disks, Adjusts to Fit Any Standard Miter Slot
- Large Clamping Knob Allows Locking Between Stops
- Universal Work Support Bracket for Mounting Options

**Miter 1000™ SE**

Part No. MITER1000/SE

**Special Edition Miter Gauge with 18" to 31" Telescoping Flip Fence and Flip Stop**

The Miter 1000 Special Edition builds on the excellent foundation provided by the Miter 1000. The INCRA exclusive AngleLOCK™ Indexing System delivers 41 lock solid angle stops in 5° increments over a full 180° range. Combine this with the included GlideLOCK™ Miter Bar, Telescoping IncraLOCK™ Flip Fence SE and the INCRA Flip Shop Stop, and you'll easily achieve mitering accuracy that you never thought possible.



**Miter 1000SE Features:**

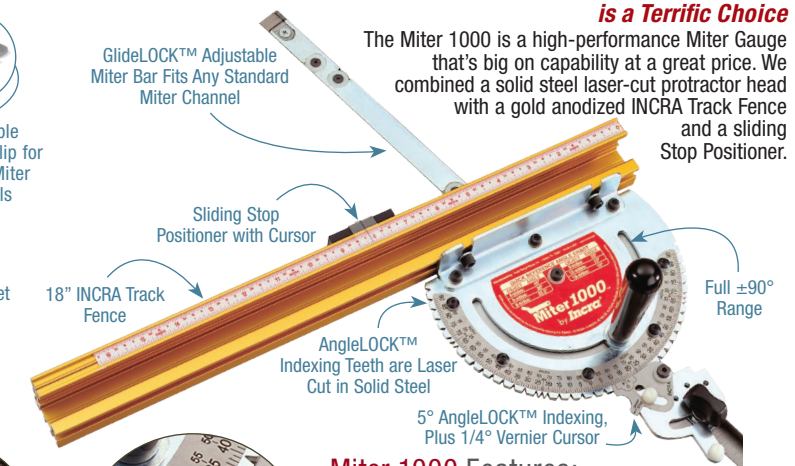
- 41 Indexed Angle Stops Every 5° Over 180° Range, 1/10° Vernier Cursor
- Extender Fence Telescopes from 18" to 31"
- GlideLOCK™ Miter Bar Adjusts to Fit Any Standard Table Saw
- INCRA Flip Shop Stop Positioner

PLEASE SEE PAGE 5 FOR MITER GAUGE COMPARISON CHART

Part No. MITER1000/18T

**Miter 1000™**

**Combined with Unbeaten Accuracy, the INCRA Miter 1000 is a Terrific Choice**



**Miter 1000 Features:**


- 41 Positive Angle Stops, 5° Increments, Plus 1/4° Vernier Cursor
- GlideLOCK™ Miter Bar with 6 Expansion Disks
- Special Stops at 22-1/2° & 67-1/2°
- 18" INCRA Track Fence & INCRA Sliding Stop Positioner

**Miter 3000™**

Part No. MITER3000/27F

**The Miter 3000 is a Feature-Rich, Does Everything Miter Gauge that's Second Only to the Miter 3000SE.**

The Miter 3000 is the most feature-rich miter gauge on the planet with the single exception of the Miter 3000SE. The INCRA exclusive AngleLOCK™ Indexing System delivers 364 lock solid angle stops in 5°, 1° and 1/2° increments over a full 180° range with continuous adjustability between all 1/2° settings.



**Miter 3000 Features:**

- 364 Indexed Stops in 5°, 1° & 1/2° Steps
- GlideLOCK™ Miter Bar with 8 Expansion Points, Continuous Fine Adjustability
- 27" IncraLOCK™ Flip Fence
- Full ±90° Range
- INCRA Flip Shop Stop

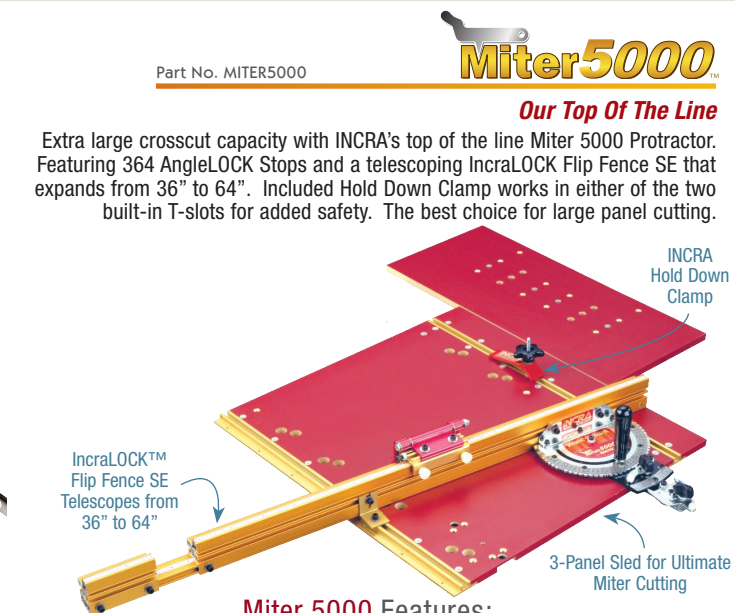
PLEASE SEE PAGE 5 FOR MITER GAUGE COMPARISON CHART





**Miter 3000SE Features:**

- ▶ 364 Positive Stops in 1/2° Increments
- ▶ GlideLOCK™ Miter Bar Adjusts to Fit Any Standard Table Saw
- ▶ Extender Fence Telescopes From 27" to 49"
- ▶ INCRA Flip Shop Stop Positioner
- ▶ Indexing Every 1/2°, Plus Continuous Adjustment Between 1/2° Steps



**Miter 5000 Features:**

- ▶ 364 Positive Stops in 1/2° Increments, Indexing Every 1/2°
- ▶ GlideLOCK™ Miter Bar Adjusts to Fit Any Standard Table Saw
- ▶ Fence Lock Down Clamp for Rock Solid Support
- ▶ Fence Telescopes from 36" to 64", Right & Left-Tilt Saw Compatible
- ▶ INCRA Flip Shop Stop Positioner, Miter Slider Included for Static Sled Panel Positioning
- ▶ Sled Panel with Embedded T-Slot for INCRA Hold Down Clamp



**INCRA Miter Gauge Combo Pack**

Part No. ME/1000SE

Get the max savings on the INCRA Miter Gauge Combo Pack. The package includes the INCRA Miter 1000SE plus the INCRA Miter Express.

This combination of two great INCRA crosscutting tools is incredibly practical and convenient. When mounted to the Miter Express, the Miter1000SE can easily crosscut 24"-deep panels, offers the increased control of using a sled, and allows great safety for cutting small parts using the Miter Express' heavy duty hold down clamp and T-slots that easily accommodate shop-made jigs and fixtures. The Miter 1000SE can also be removed from the Express sled in seconds and used by itself for quick solutions to a variety of operations, such as working at a router table or cutting bevels with the saw blade tilted.

**Miter Express Features:**

- ▶ Dock & Lock Any Brand of Miter Gauge in Seconds
- ▶ Removable T-Slot Retaining Clips
- ▶ Adjustable Miter Bar
- ▶ GlideLOCK Miter Bar
- ▶ Special Edition Telescoping INCRA-LOCK Fence
- ▶ Special Edition 1/10th° Vernier Cursor



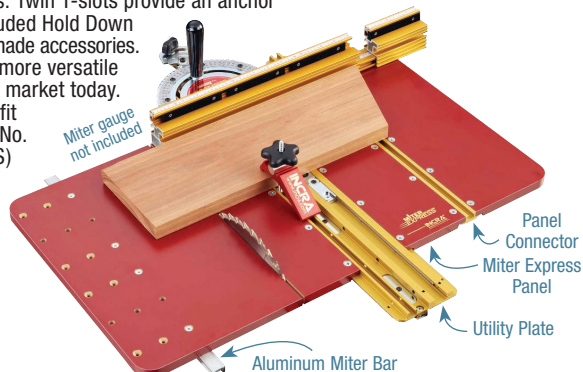
**MITER EXPRESS**

Part No. MITEREXPRESS & SMITEREXPRESS

**A Great Accessory for ANY Miter Gauge**

Upgrade your miter gauge to the safety and extra crosscutting capacity of a sled. Converts ANY miter gauge into a crosscutting power house providing up to 24" of crosscut range. "Dock and Lock" or remove your gauge in seconds. Twin T-slots provide an anchor point for the included Hold Down Clamp and user-made accessories. You won't find a more versatile miter sled on the market today. Also available to fit Shopsmith (Part No. SMITEREXPRESS)

(Miter gauge not included)



**Miter Express Features:**


- ▶ Double Any Miter Gauge's Crosscut Range up to 24"
- ▶ Dual Embedded T-Tracks Secure the Included INCRA Hold Down Clamp & Other Accessories
- ▶ Safely Handles Both Extra Large & Extra Small Workpieces
- ▶ Eliminates All Side-Play Between Table Saw's Miter Slot & Any Miter Gauge
- ▶ Superb Crosscut & Mitring Control

**INCRA MITER GAUGE SPECIFICATIONS:**

Product	Part Number	Precision Angle Stops	Angle Between Stops	Vernier Cursor	Special Stops	Angle Range	Miter Bar Length	Miter Bar Adjustments	Fence Type	Fence Length	Telescoping Range	Stop Positioner	Angular Accuracy	Angular Repeatability
Miter V27	MITERV27	27	5°	N/A	±22.5°	120°	15.75"	4	N/A	N/A	N/A	N/A	1/50°	1/100°
Miter V120	MITERV120	120	1°	N/A	±22.5°	120°	15.75"	4	N/A	N/A	N/A	N/A	1/50°	1/100°
Miter 1000	MITER1000/18T	41	5°	1/4°	±22.5° & ±67.5°	180°	17.75"	6	INCRA Track	18"	N/A	Sliding Stop	1/50°	1/100°
Miter 1000SE	MITER1000SE	41	5°	1/10°	±22.5° & ±67.5°	180°	17.75"	6	Flip Fence	18"	18" to 31"	Flip Shop Stop	1/50°	1/100°
Miter 1000HD	MITER1000/HD	180	1°	1/10°	±22.5°	180°	17.75"	6	Flip Fence	18"	18" to 31"	Flip Shop Stop	1/50°	1/100°
Miter 3000	MITER3000/27F	364	1/2°	N/A	±22.5° & ±67.5°	180°	20.25"	8	Flip Fence	27"	N/A	Flip Shop Stop	1/50°	1/100°
Miter 3000SE	MITER3000SE	364	1/2°	N/A	±22.5° & ±67.5°	180°	20.25"	8	Flip Fence	27"	27" to 49"	Flip Shop Stop	1/50°	1/100°
Miter 5000	MITER5000	364	1/2°	N/A	±22.5° & ±67.5°	180°	25.375"	10	Flip Fence	36"	36" to 64"	Flip Shop Stop	1/50°	1/100°

**GlideLOCK™ Miter Bar:**

The weakest link on other miter gauges is a loose fit between the bar and the miter slot. INCRA solved this problem by inventing and patenting the revolutionary GlideLOCK™ Miter Bar. It uses an array of high tech expansion disks that adjust directly from the top for ZERO side-play, anti-friction travel on any tool with a standard (or near standard) miter slot.



This means that the incredible precision in the AngleLOCK™ Miter Head will actually show up in your work because the bar CAN'T wiggle around in the miter slot. Another standard feature on all INCRA Miter Bars is a removable Retaining Clip for extra security in "T-Slot" style miter channels.

**AngleLOCK™ Indexing System:**

Positive angle-locking V-Stops (every 1/2° on some models) are machined to extreme accuracy by industrial CNC laser into the solid steel Protractor Miter Head that you'll find at the heart of every INCRA Miter Gauge. The result is a record-breaking 1/50° accuracy and 1/100° repeatability at EVERY preset angle stop. All models include an oversized clamping knob for secure angle setting anywhere between incremental stops.



**Quality & Finish:**

Whether it's the basic Miter V27 Miter Gauge or the advanced Miter 5000 Platform workstation, INCRA's well-known attention to quality and finish stands out on every model. All aluminum surfaces are hardened for durability and beauty with our trademark gold or red anodized finish. All steel parts are fabricated to perfection, and then plated with a protective metal layer to keep everything rust-free and running smoothly for the next 60 years or so. All measuring scales are either engraved stainless steel or precision printed Mylar or Lexan.


Function, form and finish - you'll find them in every INCRA Miter Gauge. There's one for every woodworker.



**InCra LOCK™ Incremental Cut-Off Control:**

There's more to making a perfect miter cut than just setting the correct angle. That's why we include one of our InCra LOCK™ Cut-Off Fences and Incremental Stop Positioners on six of our models and offer them as options on the other three.

These Fence and Stop Systems use INCRA's patented saw tooth rack positioning control to instantly set the length of your cut with true machine shop precision and perfect repeatability - without measuring!



PLEASE SEE PAGE 5 FOR MITER GAUGE COMPARISON CHART



**MITER GAUGE ACCESSORIES**  
 upgrade your miter gauge

**Important Note:** Although all INCRA Fences are fully compatible with all INCRA Miter Gauges, the Incremental Positioning Stops on this page are only compatible with the INCRA Fence for which they were designed. Be sure to order matching products from your dealer when you make your purchase.


**INCRA Fences**

*Top of the Line Fences Fit Any INCRA Miter Gauge*

**IncrALOCK™ Flip Fence**

Available in 3 sizes: 18", 36" & 52"  
 Part No. FLIPFNC18 (shown), FLIPFNC36, FLIPFNC52


The IncraLOCK™ Flip Fence is designed to give you outstanding fence performance and rigidity. Manufactured by INCRA from aircraft grade aluminum extrusions, this fence profile is designed to coordinate perfectly with the Flip Shop Stop shown below. The interlocking fingers on the Stop and Fence give you a perfect stop even when cutting sharply mitered workpieces. INCRA's patented Rack System is fully integrated in the fence to give you the incremental accuracy made famous by INCRA Tools.



**IncrALOCK™ Flip Fence SE**

Available in 3 sizes: 18"-31", 27"-49" & 36"-64"  
 Part No. FLIPFNC18-31 (shown), FLIPFNC27-49, FLIPFNC36-64



The Flip Fence SE adds a telescoping feature to the unique benefits already provided by the Flip Fence. Easily extends your cut-off stop range whenever you need it without excessive fence length or extra weight. Self-storing extender slides into main fence when not in use.



**IncrALOCK™ Cut-Off Fence**

Available in 2 sizes: 27" & 52"  
 Part No. MITERFNC27 (shown), MITERFNC52

The IncraLOCK™ Cut-Off Fence integrates incremental Stop control into a rigid, heavy-duty one-piece fence. Works with the INCRA Shop Stop described below. (Not compatible with the Flip Shop Stop.)




**INCRA Replacement Panels**

**INCRA Miter Express Panel**

Part No. MERPANEL


Replacement for the "drop panel" that's cut during the initial setup of the Miter Express. The replacement panels can be swapped quickly enough that you might want to keep extras on hand to use as an "insert system" for the area around the blade - cut an extra one for a different-kerf blade, a frequently used blade tilt angle, or cut one extra wide to allow clearance for a wide dado set.



**INCRA Miter 5000 Panel**

Part No. M5000RPANEL

The renewable right panel provides zero-clearance tear-out control and cut-off support on both sides of the blade. It can easily be replaced when installing the Miter 5000 on a different saw or switching the sled to the opposite side of the blade. The replacement panels can be swapped quickly enough that you might want to keep extras on hand to use as an "insert system" for the area around the blade - cut an extra one for a different-kerf blade, a frequently used blade tilt angle, or cut one extra wide to allow clearance for a wide dado set.




**INCRA Stops**

*Owners Can Now Use The Best Stops Available!*

**INCRA Flip Shop Stop**

Part No. FLIPSHOPSTOP

Designed for the IncraLOCK™ Flip Fence or the extending IncraLOCK™ Flip Fence SE, this stop gives you the most options and best performance of any stop on the market. With multiple stop rods included and Dual-Arm construction, there is no situation it can't handle.




We even designed interlocking grooves in the arms and fence so that a sharply mitered workpiece can't slip behind the flip arms. If you need a sacrificial fence for a particular job, just attach it to the Flip Fence like you normally would and then adjust the body of the Flip Fence to match. It expands perfectly to work with all normal depth sacrificial fences. Stiff and strong, this tool is made from hardened aluminum and red anodized for long lasting finish. The arms have adjustable tension and the expandable body is combined with the patented INCRA Rack Precision Positioning System.

**INCRA Shop Stop**

Part No. SHOPSTOP

The heart of the INCRA incremental track system is the highly versatile INCRA Shop Stop. Patented Automatic Positioning Control and micro adjustability mean instant, repeatable accuracy without measuring or trial and error setups. It's incremental, expandable, reversible, horizontally adjustable, vertically adjustable and micro adjustable. WOW! If you have a work positioning need in your shop, you can be sure that the INCRA Shop Stop will handle it. (Works with IncraLOCK™ Cut-Off Fences and all INCRA Router Fences.)



**ROUTER TABLES & ACCESSORIES**  
 top-quality tables and more

All of INCRA's new lineup of heavy duty router table tops feature an MDF substrate with a high pressure horizontal grade phenolic laminate top and bottom. With a total thickness of 1-3/8" (1-1/4" for table saw tops), these tables are designed to support even the heaviest of production routers and lifts and will work with any standard 9-1/4" x 11-3/4" mounting plate.

**SOLID ALUMINUM MAGNALOCK™ PLATE INCLUDED**


**INCRA Free-Standing Router Table Tops**

*Perfect for Use with Any of INCRA's Router Fence Systems*

**27" x 43" Offset Router Table Top**

Part No. RT2743OS


The 27" x 43" Offset Router Table is our widest top and is similar in depth to most table saws for more work surface front to rear. This table allows full capacity on the LS-17" Systems. With the LS-25" Systems, this table allows 19" capacity between the router centerline and the fence with the positioner's base mounted inside the table's edge, and allows full capacity with the base overhanging the right-hand edge. Pre-drilled for the LS Positioners. **Includes an aluminum MagnALOCK™ Router Mounting Plate\* and a pre-installed aluminum Miter Channel.** Use our Router Table Stand to get a head start building a cabinet.



**24" x 36" Offset Router Table Top**

Part No. RT2436OS


The 24" x 36" Offset Router Table is our most compact offset router table designed for INCRA Positioning Systems. With the INCRA LS-17" Systems, this table allows 11" capacity between the router centerline and the fence with the positioner's base mounted inside the table's edge, and allows 16" capacity with the base overhanging the right-hand edge. This table is not recommended for the INCRA LS-25" Systems. Pre-drilled for the LS Positioners. **Includes an aluminum MagnALOCK™ Router Mounting Plate\* and a pre-installed aluminum Miter Channel.**



**24" x 32" Center Mount Router Table Top**

Part No. RT2432CM

INCRA Router Fence Systems can be installed on any router table, but there's no question that using a top-quality table will improve your results. Here's a top-notch, conventional style 24" x 32" Router Table with the plate opening roughly centered and the miter channel running parallel to the long edge. This table is ideal for our Stand-Alone Wonder Fence 37" or other conventional, shaper-style fences. Use our Router Table Stand to get a head start building a cabinet. **Includes an aluminum MagnALOCK™ Router Mounting Plate\* and a pre-installed aluminum Miter Channel.**




**INCRA Table Saw Router Table Tops**

*4 Models Designed Specifically for the Table Saw*

**TS Router Table – Left Side of Blade**

Part No. TSRT2821L & TSRT3221L


The 28" x 21" or 32" x 21" **Left hand** table permits maximum fence system range and offers open access from the end of the table saw by sliding the positioner assembly down the rails. The TSRT2821L fits castings 27"-28" deep while the TSRT3221L is designed for larger 30"-31" deep castings. **Includes the INCRA MagnALOCK™ Router Mounting Plate\* and TS Router Table Support Hardware.**



**TS Router Table – Right Side of Blade**

Part No. TSRT2832R & TSRT3232R

The 28" x 32" or 32" x 32" **Right hand** table serves double duty as a work surface extension and includes a full size 3/8" x 3/4" T-Slot Miter Channel. The TSRT2832R fits castings 27"-28" deep while the TSRT3232R is designed for larger 30"-31" deep castings. **Includes the INCRA MagnALOCK™ Router Mounting Plate\* and TS Router Table Support Hardware.**



\* Note: Router plates are pre-drilled to accept a variety of popular routers. Specify your router preference when placing an order. (See available models listed under compatibility chart on page 19)

**INCRA Router Table Accessories**

**INCRA Router Table Stands**

Available in 2 sizes for 36" & 43" wide table tops

Part No. RTSTAND43 (shown), RTSTAND36

Need a little support for your new router table top? INCRA's New Router Table Stands provide a rock solid base to build on. 14-gauge,

powder coated steel stringers near the bottom offer stability and a means of easily installing a shelf board. Non-skid leveling feet offer 2" of height adjustment. **Add a Wheel Kit for mobility!**



**INCRA Wheel Kit**

Part No. WHEELKIT

Use this INCRA Wheel Kit to make your router table mobile in a small shop.



**INCRA Shelf Supports**

Part No. RTSHELFSKIT

Using the T-slots on the outside of the legs, they allow multiple shelves to be installed at any height within the stand.



**TS Router Table Support Hardware**

Part No. TSRTHW

Included with INCRA TS Router Tables, our all-steel hardware kit is also available separately for mounting a variety of panel-style tables within TS Rail System.



**INCRA Rail Support Legs**

Part No. TSLEGS

These legs directly support the rails of the TS-LS, TS-III, and TS-II Systems, adding stability to the entire saw platform.

The leg set is adjustable to allow the leg set to work with a huge variety of saws - basically any saw that has a top measuring 23" - 36" deep and a 33-3/4" to 37-1/2" height from the floor.





**NEW INCRA ROUTER LIFTS**  
 top of the line performance



Get the convenience of making super-precise height adjustments and changing router bits from above your router table! Shop now for INCRA Mast-R-Lift & the New INCRA/Woodpeckers PRL-V2 Lift.

**INCRA Router Lifts**

Precision Machined from Cast and Blanchard-Ground Aircraft Grade Aluminum

**INCRA Mast-R-Lift II**

Part No. INCRA MAST-R-LIFT II  
 INCRA and JessEm Tool really kick it up a notch with the new INCRA Mast-R-Lift II. This new model uses an exclusive system with a total of 5 sealed ball bearings on the lift screw and cam lock, making it the smoothest, lowest-friction router lift we've ever used. The quarter-turn cam lock provides a rigid lock for heavy cutting applications. Includes INCRA's MagnaLOCK™ Throat Plate System with 5 Rings in 3/8", 1", 1-5/8", 2-5/8" & 3-5/8" sizes. Magnetically held rings can be changed instantly and without reaching for a special tool. It's simply the most convenient and best-performing ring system available. The new universal carriage design accommodates a wide variety of routers without the need for adaptors. Fits Porter Cable 7518, 690-699 series, & 890-899 series, Bosch 1617EVS, 1618, DeWalt DW610 & DW618, Makita RF1101 & RD1101, Hitachi M12VC & KM12VC, Milwaukee 5625, 5615, 5616, & 5619, Craftsman 17543, 17540, & 28190 and Rigid R29302.




**INCRA Mast-R-Lift-II MagnaLOCK Conversion Kit**

Part No. INC-MRL2CONV  
 This kit converts the standard JessEm MastRift-II with twist-out rings to the INCRA MagnaLOCK ring system and the INCRA 9-1/4" x 11-3/4" top plate.



**INCRA /Woodpeckers PRL-V2 Lift**

Part No. INCRA PRL-V2 LIFT  
 INCRA has teamed up with Woodpeckers, Inc. to introduce a custom version of Woodpecker's innovative Precision Router Lift V2 (PRL-V2). The PRL-V2's top plate is a super flat Blanchard-ground casting that's machined to accept INCRA'S unique MagnaLOCK™ Reducing Ring System. The PRL-V2's massive, one-piece carriage comes ready to accept your router of choice with three models available to fit industry standard routers including: Porter Cable 7518; Porter Cable 690/890 and Bosch 1617/1618; and the Milwaukee 5625-20. Includes five reducing rings for great variety right out of the box: 3/8", 1", 1-5/8", 2-5/8" & 3-5/8".



**Interchangeable Adaptor Pads**

Part No. WPV2PADS  
 Available for PRL-V2 Lifts.



**INCRA Solid Aluminum MagnaLOCK™ Systems**

Compatible with All INCRA Router Tables

**INCRA Solid Aluminum MagnaLOCK™ Mounting Plate**

Available in 10 sizes, see compatibility chart on page 19.  
 Part No. MLPUNDRILLED-AL (shown)  
 INCRA's 3/8" solid aluminum mounting plates are the new standard for achieving perfect cutting results at your router table. Precision-machined aircraft grade aluminum and bullet proof hard anodized plating translate to an easy glide for your workpiece. Ten fine-thread plate-leveling screws provide extreme control in leveling the plate to your table and rock solid support at any position around the plate. All of our mounting plates include three laser cut steel rings with 1", 2-1/8" and 3-5/8" openings.



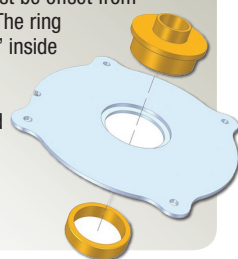
**INCRA MagnaLOCK™ Ring Set - 8 Rings**

Part No. MLRINGSET-3.5  
 This 8-piece set is a nice addition to the rings included with the plates and provides a size for every requirement. Now you can have zero clearance around any cutter diameter. MagnaLOCK™ Ring Set - Includes 8 reducer rings as follows: 3/8", 5/8", 7/8", 1-3/8", 1-5/8", 1-7/8", 2-5/8" and 3-3/8".  
 Need an individual Ring? We have 11 sizes to choose from. Please visit [www.incra.com](http://www.incra.com) for more info.



**INCRA MagnaLOCK™ Porter-Cable Guide Bushing Ring**

Part No. MLRGUIDE  
 This ring is handy for doing pattern work on a router table, especially when the pattern's edge must be offset from the finished part. The ring features a 1-3/16" inside diameter within a shouldered recess to accept standard Porter-Cable style guide bushings.



**ROUTER SYSTEM ACCESSORIES**  
 upgrade your router table system now

Whatever your needs, you've found the source for accessories and upgrades that unlock your INCRA system's full potential. INCRA has taken a modular approach to producing table saw and router fence systems for twenty years, a concept which allows you to cost-effectively expand your system and allows owners of earlier systems to upgrade to the performance of the latest INCRA products.

**INCRA Router Bit Sets by Whiteside**

#1 Ratings in Fine Woodworking Magazine Router Bit Comparison Tests

**INCRA Router Bit Sets - HingeCrafter Set (8-pieces)**

Part No. 600-WHITESIDE & M-600 WHITESIDE  
 Each wooden hinge requires a full-radius bullnose bit to shape the hinge barrel and a similarly-sized straight bit to cut the mating halves of the hinge. This set contains all of the bits necessary to produce wooden hinges with 3/8", 1/2", 5/8" & 3/4" barrel diameters. (For Metric HingeCrafter order - Part No. M-600 WHITESIDE)



3/8" Straight Bit	3/16" Radius Bullnose Bit
1/2" Straight Bit	1/4" Radius Bullnose Bit
5/8" Straight Bit	5/16" Radius Bullnose Bit
3/4" Straight Bit	3/8" Radius Bullnose Bit

**INCRA Router Bit Sets - Joinery Set (6-pieces)**

Part No. 605-WHITESIDE & 610-WHITESIDE  
 These are the six router bits that produce the most popular joints. 1/4" and 3/8" diameter straight bits produce box joints and are used for countless other operations in your projects.



This set also includes the four most frequently used dovetail bits:

3/8" - 9 degree
1/2" - 14 degree
5/8" - 7 degree
3/4" - 7 degree

(For Metric Based Positioner order - Part No. 610-WHITESIDE)

**INCRA CleanSweep**

Part No. CLEANSWEEP

**USE THE POWER OF YOUR DUST COLLECTION SYSTEM TO ELIMINATE DUST AT THE SOURCE!**



The **INCRA CleanSweep Cabinet** attaches to the underside of laminated MDF or phenolic router tables from INCRA, Woodpeckers, JessEm, and many others (see compatibility notes on [incra.com](http://incra.com)).

The vacuum generated inside the cabinet by your 4" dust collection hose pulls chips and fine dust downward past the router bit, keeping the table surface and your surrounding shop cleaner than you'd ever imagined. The effect is even more powerful when combined with INCRA CleanSweep Rings for MagnaLOCK router plates and router lifts.

Unlike a dust port mounted on the fence, the **INCRA CleanSweep Cabinet** works for every cut and not just when the fence is covering the router bit, giving you excellent collection even when routing grooves, making box joints & dovetails, or shaping curved edges without a fence.

This must-have accessory is one of the easiest ways to improve the quality of your router table time!

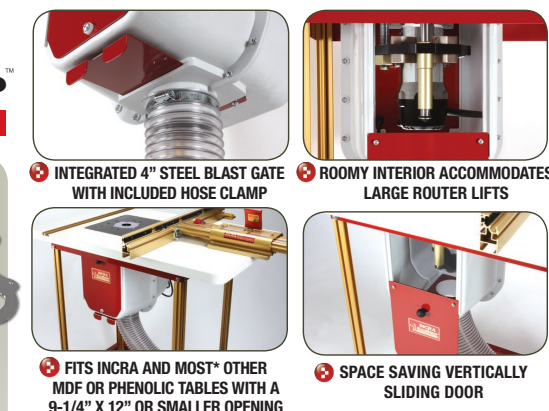
**Note:** The CleanSweep Cabinet is intended for use only with conventional woodworking dust/chip collectors that have a minimum 4" inlet diameter.

**INCRA CleanSweep Features:**

- Keeps Your Shop Cleaner by Collecting Sawdust at the Source
- Works for Every Cutting Operation Including Routing Grooves or Cutting Box Joints & Dovetails
- Installs Easily on Every INCRA Router Table
- Reduces Router Noise
- Combine with INCRA CleanSweep Rings for Added Performance
- Precision Molded ABS & Steel Cabinet Assembles Quickly & Accurately
- Integrated 4" Steel Blast Gate, 4" Hose Clamp and Mounting Hardware Included
- Vertically-sliding Door Saves Space, Seals Tightly, and Won't Slam Closed

\*CleanSweep Adaptor (sold separately) may be required for Kreg and some other non-INCRA router tables.

Improved Dust Collection for All of Your Router Table Work



**INCRA CleanSweep MagnaLOCK™ Porter-Cable Guide Bushing Ring**

Part No. CS-MLRGUIDE  
 This CleanSweep ring fits most INCRA MagnaLOCK plates and lifts (see compatibility on [incra.com](http://incra.com)) features a 1-3/16" inside diameter within a shouldered recess to accept standard Porter-Cable style guide bushings.



**INCRA 6-pc CleanSweep MagnaLOCK™ Ring Set**

Part No. CS-MLRINGSET  
 The rings fit most INCRA MagnaLOCK Plates and lifts (see compatibility on [incra.com](http://incra.com)) and are available in inside diameters to cover wide variety of router bits - 3/8", 5/8", 1", 1-3/8", 1-5/8" & 1-7/8".




(4" HOSE NOT INCLUDED)



**LEAD SCREW POSITIONING**  
 incremental positioning system

The world's most versatile and accurate fence system for your router table, drill press, or band saw. The INCRA LS Positioner has all of the precision and versatility of our other tools, plus a host of new features and design details that set it apart from anything else. Our patented Lead Screw (LS) technology makes this unit the leader in precision positioners for woodworking. Available in Imperial and Metric Models.



**INCRA LS Positioners**

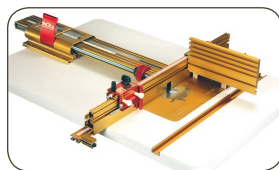
**INCRA LS Standard System**

INCRA's LS All-Purpose Fence Positioners give you the best accuracy available combined with outstanding ease of use. You can't go wrong with INCRA Fence Positioners! INCRA LS Standard System includes:

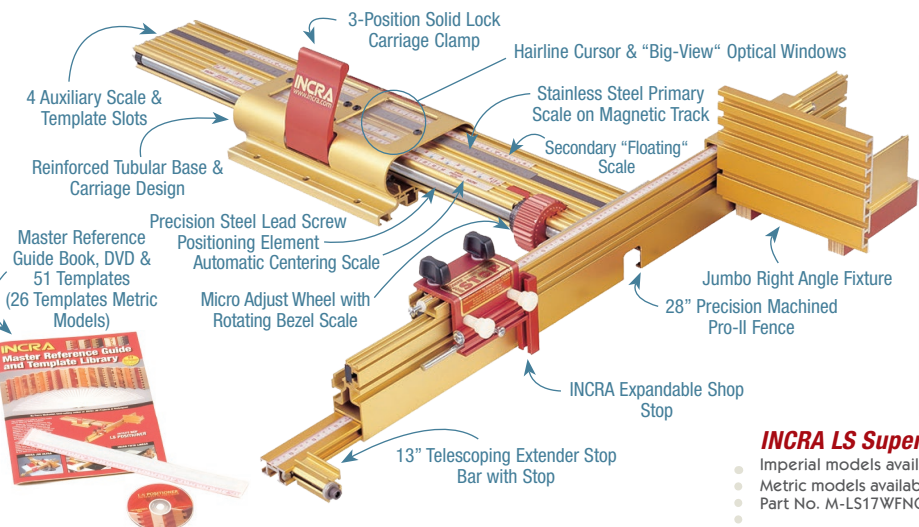
- LS Positioner Carriage & Base
- Jumbo Right Angle Fixture
- 82-Minute Instructional LS Positioner DVD
- 28" Precision Machined Pro II Fence
- INCRA Shop Stop

*Patented Lead Screw (LS) Positioning Technology*

Imperial models available in 2 sizes: 17" & 25". Part No. LS17SYS (shown), LS25SYS  
 Metric models available in 2 sizes: 430mm & 635mm. Part No. M-LS17SYS, M-LS25SYS



Installed on INCRA Router Table



**LS Positioner Features:**

- INCRA's Exclusive Patented Lead Screw Positioning Technology
- Incremental Positioning in 1/32" Steps (1mm Metric Models)
- Continuous Micro-Positioning with Audible Detent Every 1/1000" (1/20mm Metric Models)
- Accurate to 0.002" Over Full Positioning Range, with Perfect Repeatability
- Automatic Work-Centering Scale
- Solid Steel & Aircraft Grade Aluminum Construction Throughout
- Choice of 17", 25", 430mm & 635mm Positioning Range
- Available in 4 System Configurations

**INCRA LS Upgrade Package**

Imperial available in 3 sizes: 17", 25" & 32"  
 Part No. LS17, LS25, LS32 (shown)  
 Metric available in 3 sizes: 430mm, 635mm & 810mm. Part No. M-LS17, M-LS25, M-LS32

LS Positioner Carriage & Base Only. This is all you need to upgrade your existing Ultra or Ultra Lite Systems.

**INCRA Router Table Combo Packages**

**INCRA Router Table Combo #1**

Imperial Part No. RT COMBO#1  
 Metric Part No. M-RT COMBO#1

This is the ideal solution for getting the most out of a small workshop. The 24" x 36" Router Table is quite compact, but the offset router plate allows for full capacity with the LS17 Standard System.

- 17" or 430mm Range LS Standard System
- 24" x 36" Router Table & 36" Stand
- MagnaLOCK™ Mounting Plate of Choice\*



**INCRA Router Table Combo #3**

Imperial Part No. RT COMBO#3  
 Metric Part No. M-RT COMBO#3

Combining the versatility of the LS17 Super System with the extra work and storage space of the 43"-wide Router Table Top and matching stand.

- 17" or 430mm Range LS Super System
- 27" x 43" Router Table & 43" Stand
- MagnaLOCK™ Mounting Plate of Choice\*

**INCRA Router Table Combo #2**

Imperial Part No. RT COMBO#2  
 Metric Part No. M-RT COMBO#2

Our 27" x 43" Router Table is our most popular. Lots of room to work on top, lots of potential storage space between the widely spaced legs.

- 17" or 430mm Range LS Standard System
- 27" x 43" Router Table & 43" Stand
- MagnaLOCK™ Mounting Plate of Choice\*

**INCRA Router Table Combo #4**

Imperial Part No. RT COMBO#4  
 Metric Part No. M-RT COMBO#4

If you long for a conventional, shaper-style fence attached to a compact table, you've just found the state-of-the-art.

- Stand Alone 37" Wonder Fence
- 24" x 32" Router Table & 36" Stand
- MagnaLOCK™ Mounting Plate of Choice\*

\* PLEASE CHOOSE MAGNALOCK PLATE FOR YOUR ROUTER PREFERENCE (SEE COMPATIBILITY CHART ON PAGE 19)

**INCRA TS-LS SYSTEMS**  
 true machine shop accuracy

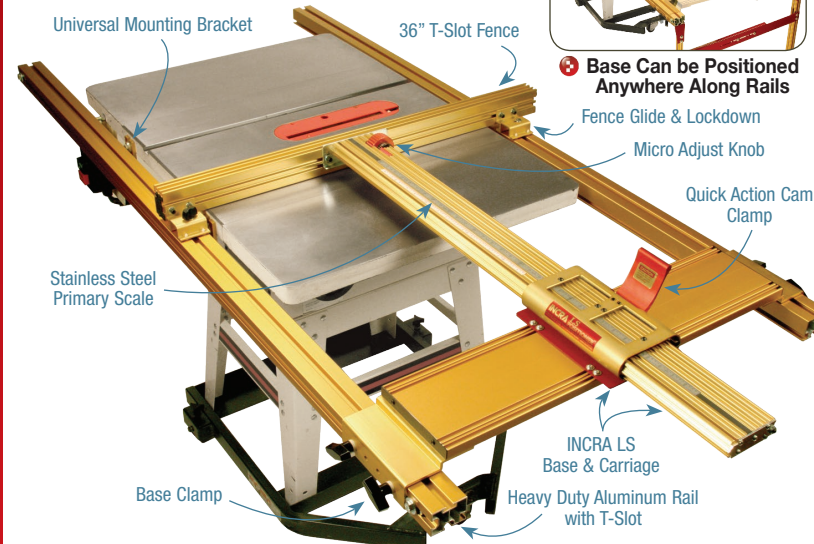
There are two rail lengths available: The 32" TS-LS is based on a 72" rail length, and the 52" TS-LS uses 92" Rails. Both Systems use the same LS32 Positioner, and quick-release knobs allow the positioner's base assembly to be shifted further from the saw blade on the 52" System's longer rails to achieve the greater capacity. The TS Rail Support Legs are standard equipment on the 52" System. Available in Imperial and Metric Models.

**INCRA Table Saw Fence Systems**

**INCRA TS-LS Table Saw Fence**

Imperial available in 2 sizes: 32" & 52". Part No. LS32-TS (shown), LS52-TS  
 Metric available in 2 sizes: 810mm & 1230mm. Part No. M-LS32-TS, M-LS52-TS

Simply put, it's the BEST table saw fence ever made. INCRA's patented Lead Screw Positioning technology locates your work instantly and automatically to within 0.002". Even better, to repeat a cut, you can return to any former position in less than 5 seconds with ZERO repeatability error. This kind of accuracy and perfect repeatability are luxuries that woodworkers could only dream about before the INCRA TS-LS. Because of its structural design, centrally placed carriage, and optimized side-mounted clamping system, the entire unit virtually welds itself together into one solid block of steel and aluminum when locked in place.



*Micro Precision Table Saw Fence Fits Most 10" Floor Standing Table Saws*

**INCRA TS-LS Joinery System**

Imperial available in 2 sizes: 32" & 52". Part No. LS32-TS-WF, LS52-TS-WF (shown)  
 Metric available in 2 sizes: 810mm & 1230mm. Part No. M-LS32-TS-WF, M-LS52-TS-WF

**Double the Functionality of Your Table Saw Platform While Conserving Floor Space.** Just add an optional left or right router table top to your TS-LS Table Saw Fence System, and you can instantly attach the INCRA Wonder Fence to upgrade to the ultimate all-purpose router/shaper & table saw workstation. The Wonder Fence is compatible with all of the INCRA joinery accessories and slips off in seconds when returning to normal TS-LS ripping operations.

- Base Mount Unit and TS-III Rip Fence
- Wonder Fence Shaper-Style Router Fence
- INCRA LS 32" or 810mm Range Positioner
- Jumbo Right Angle Fixture & Shop Stop
- Master Reference Guide w/ 51 Templates (26 Templates Metric Models)
- Instructional LS Positioner DVD



Router table extension wing not included

**TS-LS System Features:**

- Automatic Positioning Control™
- Quick, Easy Installation
- Machine Shop Accuracy - Micro Adjustable to 0.001" (1/20mm Metric Models)
- 36" Heavy Duty Rip Fence Stays PERFECTLY Parallel at All Positions
- Heavy Duty Rail System for Three Point Fence Clamping
- Silky Smooth Operation & PERFECT Repeatability
- INCRA Precision on Both Sides of the Blade
- Available with 32", 52", 810mm or 1230mm Positioning Range

**INCRA Table Saw Combo Packages**

**INCRA Table Saw Combo #1**

27"-28" Castings - TS Combo#1 (Imperial), M-TS Combo#1 (Metric)  
 30"-31" Castings - TS Combo#1-XL (Imperial), M-TS Combo#1-XL (Metric)

This is a perfect all-around system for smaller shops. The 32" or 810mm TS-LS is matched with a complete package of our best router system accessories. Support legs are available for increased stability.

- 32" or 810mm Range TS-LS Joinery System
- 28" x 21" or 32" x 21" (XL Model) LEFT SIDE Router Table
- MagnaLOCK™ Mounting Plate of Choice\*



**INCRA Table Saw Combo #3**

27"-28" Castings - TS Combo#3 (Imperial), M-TS Combo#3 (Metric)  
 30"-31" Castings - TS Combo#3-XL (Imperial), M-TS Combo#3-XL (Metric)

The 52" or 1230mm rip capacity is ideal for larger shops. The left-side router table allows you to work from the end of the table for better access and allows great capacity between the fence and router bit. Support legs are included.

- 52" or 1230mm Range TS-LS Joinery System
- 28" x 21" or 32" x 21" (XL Model) LEFT SIDE Router Table
- MagnaLOCK™ Mounting Plate of Choice\*



**INCRA Table Saw Combo #2**

27"-28" Castings - TS Combo#2 (Imperial), M-TS Combo#2 (Metric)  
 30"-31" Castings - TS Combo#2-XL (Imperial), M-TS Combo#2-XL (Metric)

The complete package of 32" or 810mm TS-LS plus the right-side router table. The rails allows routing without moving the base assembly on the rails. Support legs are available for increased stability.

- 32" or 810mm Range TS-LS Joinery System
- 28" x 32" or 32" x 32" (XL Model) RIGHT SIDE Router Table
- MagnaLOCK™ Mounting Plate of Choice\*

**INCRA Table Saw Combo #4**

27"-28" Castings - TS Combo#4 (Imperial), M-TS Combo#4 (Metric)  
 30"-31" Castings - TS Combo#4-XL (Imperial), M-TS Combo#4-XL (Metric)

The combo includes all of our best routing equipment, and the right-side router table helps fill the space between the rails to the right of the saw. Support legs are included.

- 52" or 1230mm Range TS-LS Joinery System
- 28" x 32" or 32" x 32" (XL Model) RIGHT SIDE Router Table
- MagnaLOCK™ Mounting Plate of Choice\*

\* PLEASE CHOOSE MAGNALOCK PLATE FOR YOUR ROUTER PREFERENCE (SEE COMPATIBILITY CHART ON PAGE 19)



**ONE FENCE SOLUTION**

heavy duty router/shaper split fence

The Wonder Fence by INCRA is a heavy-duty, one-fence solution designed for all your routing operations, shaping, edge-forming and precision joinery such as the famous INCRA Double and Double-Double Box Joints and Dovetails. Available as an upgrade on existing INCRA Table Saw Systems and INCRA Router Systems. Available in Imperial and Metric Models.

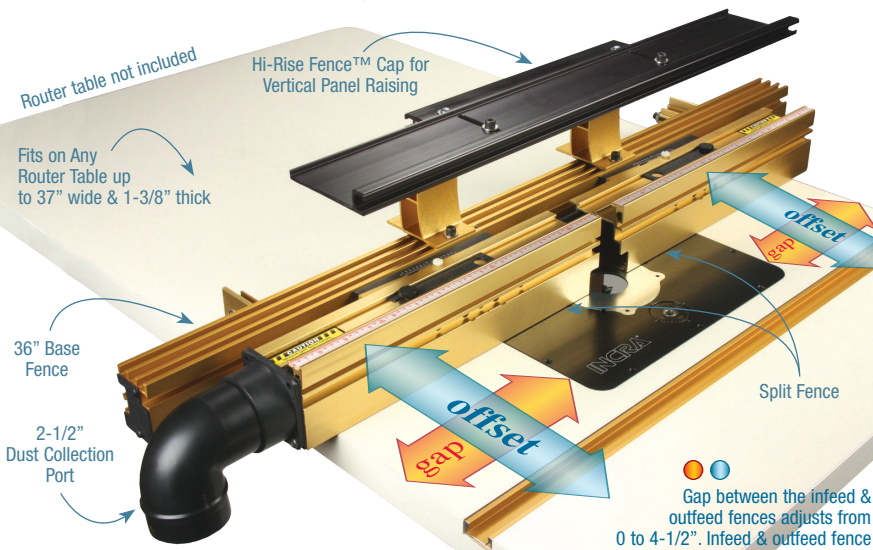
**INCRA Wonder Fence**

Two Tools, One Workstation!

**Stand Alone 37" Wonder Fence**

Part No. WONDERFENCE37 (Imperial) & M-WONDERFENCE37 (Metric)

This Stand-Along version is designed to attach to any router table up to 37" long, and the included table clamps grip the edges of any router table up to 1-3/8" thick. All critical surfaces are machined perfectly flat to insure that both infeed and outfeed fences remain perpendicular and parallel at all offset and gap settings. The offset adjustment wedges have literally been machined from solid blocks of aluminum to achieve precise offset adjustability.



**Wonder Fence Features:**

- Heavy Duty, All Purpose Fence for the Router & Shaper Table
- All Critical Surfaces are Machined Perfectly Flat
- Infeed & Outfeed Fences are Independently and Continuously Adjustable Over a 1/8" Offset Range
- Gap Width Between Fences is Adjustable from 0 to 4-1/2"
- Infeed & Outfeed Fences Remain Perpendicular and Parallel at All Offset & Gap Settings
- Accomodates All Router and Shaper Bits, Regardless of Bit Height
- In-Fence Dust Collection System Fits 2-1/2" Industry Standard Hoses
- Hi-Rise Fence™ Cap for Vertical Panel Raising & Working with Tall Boards
- Each Fence-Offset Controller Includes Its Own Cursor & Laser Engraved Scale Marked Off in 2/1000" Increments
- Attaches to Any Router or Shaper Table up to 37" Wide with Included Clamps
- Attaches to Any INCRA Jig Ultra\* or LS Positioner System for All Joinery Operations
- Fully Assembled Unit Constructed of Hardened Anodized Aluminum Throughout

\*Ultra requires INCRA Pro-II Joinery Fence. Part No. JFENCE28 (Imperial) or M-JFENCE28 (Metric)

**Wonder Fence Joinery Package**  
 - Add routing functions to your INCRA TS System

Part No. WFJPLS

**Now available for imperial or metric INCRA Systems!**

If you own an INCRA TS System and you have a router table mounted next to your saw, the Wonder Fence Joinery Package is the way to take the quality of your woodworking to the very top level.

**Wonder Fence Joinery Package Features:**

- Wonder Fence Upgrade
- INCRA Master Reference Guide & Template Library
- Jombo Right Angle Fixture & INCRA Shop Stop
- INCRA LS Instructional DVD




**Wonder Fence TS Upgrade**

- for upgrading an existing INCRA Table Saw System

Part No. WF/ULTRA (Imperial) & M-WF/ULTRA (Metric)

The Wonder Fence Upgrade is directly compatible with TS-LS fence systems. For TS Systems using Ultra Positioners, the rip fence extrusion may need to be upgraded for compatibility. For more information visit [www.incra.com](http://www.incra.com).




**Wonder Fence RT Upgrade**

- for upgrading an existing INCRA Router System

Part No. WF/ULTRA-RT (Imperial) & M-WF/ULTRA-RT (Metric)

Upgrading to the Wonder Fence allows an existing LS or Ultra\* based INCRA Router System to perform EVERY fence-guided operation that can be done on a router table, and there's no question that it's the most advanced fence available for everyday shaping work such as raised panel doors and edge forming. For more information visit [www.incra.com](http://www.incra.com).



**ROUTER TABLE FENCES**

incra precision fences

The NEW INCRA IBox provides an economical and easy to use means of producing a great variety of Box Joint patterns and sizes using a standard table saw or miter channel equipped router table. In addition, you'll be able to create dentil molding and, combined with the INCRA HingeCrafter, you can even make one of a kind wooden hinges. A 2012 WOOD INNOV8 AWARD Winner!




**INCRA I-Box Jig for Box Joints** New!

Table Saw & Router Table Joinery Made Easy!

**I BOX**™ Part No. INCRA I-BOX

If you've been looking to improve your shop's joinery capabilities with a fast, versatile, and easy to use method for producing box joints of all descriptions, the INCRA I-Box is what you've been waiting for.

Nothing says "Craftsmanship" like adding solid wood hinges to your projects, and the I-Box can be used in conjunction with the INCRA HingeCrafter to produce wooden hinges in four different barrel diameters and in lengths up to 10". Works with the metric HingeCrafter, too!



**INCRA I-BOX Features:**

- Use it on your table saw or router table to cut great looking box joints with a stacking-type dado blade, dedicated box joint blade set, or straight router bits
- Reversible design works on either side of the cutter
- Exclusive dual-pitch lead screw mechanism for fast micro-adjusting and a broad 1/8" - 3/4" range of pin widths cut into lumber from 1/4" to 1" thick
- Exclusive INCRA GlideLOCK miter bar fits standard 3/4" x 3/8" miter slots with a 0.740" - 0.762" adjustment range
- FREE 1-hour instructional DVD covers basic setups through advanced decorative joinery
- Works alongside the INCRA HingeCrafter to produce solid wood hinges
- Front and rear blade guards; front guard also stabilizes boards vertically and is adjustable for 1/4" to 1" lumber thicknesses for box joints or even thicker for other applications
- The wide fence allows clamping lumber securely into position while cutting. Much better than hand-holding boards, especially when joining small or large lumber (hand screw clamp not included)
- Reversible & reusable MDF sub fence dramatically reduces or eliminates tearout

The INCRA I-Box is a Taylor Design Group, Inc. - Schaffter designed product.





**Original INCRA Jig**

Combine the Original INCRA Jig with the INCRA Jig Fence System to Produce Box Joints, Dovetails & Much More

**Original INCRA Jig with 1-Hour Instructional DVD**

Part No. IJ32 (Imperial) & IJ32METRIC (Metric)


Back by popular demand - now available in metric! The INCRA Jig that started it all more than twenty years ago has been reissued. The only two moving parts are the locking knob and the single-piece upper carriage. It's simple and reliable, yet it indexes on 1/32" or 1mm increments with 1/1000" positioning accuracy and repeatability.



**INCRA Jig Fence System**

Part No. IJ32FNC5S

Here's the ideal companion to the Original INCRA Jig! This fence system includes all of the items needed to produce highly detailed box joints and dovetails, as well as hardware and information for creating even more accessories.





### BUILD-IT SYSTEM

just connect the parts

The INCRA Build-It Modular Jig & Fixture Platform System is a highly versatile NEW method for quickly and easily creating an extremely wide variety of common and special purpose jigs, fixtures and those one-of-a-kind work helpers that you typically find hanging on the walls and rafters in just about any woodshop.

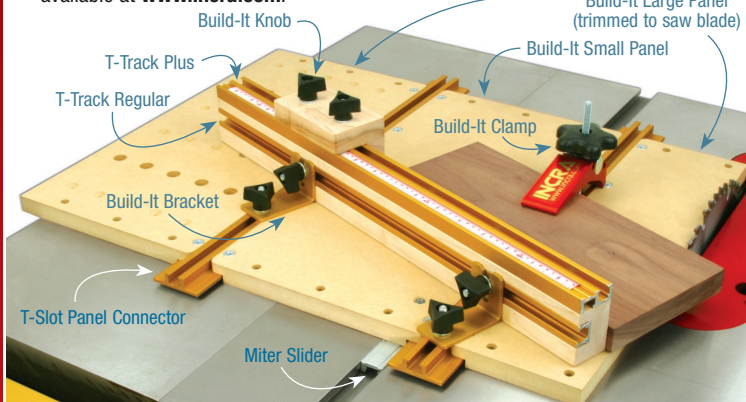


### INCRA Build-It Components

#### INCRA Build-It System Starter Kit

Part No. BKITSTART

Not sure where to begin? The Starter Kit includes at least one of every Build-It component and complete plans for 5 handy, easy-building jigs. Plus many more plans available at [www.incra.com](http://www.incra.com).



#### Build-It Starter Kit Features:

- 1 - Large Build-It Panel
- 2 - 18" T-Slot Panel Connector
- 1 - Build-It Clamp
- 1 set of 8 - Build-It Knobs
- 1 - 18" T-Track Plus
- 1 - Small Build-It Panel
- 1 - 18" Miter Slider
- 1 pr. - Build-It Brackets
- 1 - 18" T-Track Regular
- 5 - Free Jig Plans

#### INCRA T-Track Regular

Available in 4 sizes: 18", 24", 36" & 48"  
Part No. TTRACKREG18, TTRACKREG24, TTRACKREG36 & TTRACKREG48


Single T-Track, no scale. Choose from four lengths. Can be cut to fit your jig exactly.



#### INCRA T-Track Plus

Available in 4 sizes: 18", 24", 36" & 48"  
Part No. TTRACKPLUS18, TTRACKPLUS24, TTRACKPLUS36 & TTRACKPLUS48


The ONLY T-Track with an included adjustable scale. Choose from four lengths. Can be cut to fit your jig exactly.



#### INCRA Miter Channels

Available in 2 sizes: 32" & 48"  
Part No. MITERCHANNEL32 & MITERCHANNEL48


Works with INCRA Miter Sliders and INCRA Miter Gauges or any standard 3/8" by 3/4" miter bar. T-Slot design for hold down capability. Mounts easily with pre-drilled holes and included fasteners.



#### INCRA Right Angle Fixture

Part No. RAFJUMBO


The INCRA Jumbo Right Angle Fixture is used to hold your workpiece perpendicular to the table surface during end grain cutting operations. The 10" wide faceplate is compatible with all INCRA aluminum router fences



#### INCRA Build-It Panels

Available in 2 sizes: Large: 11.75"x15.50", Small: 7.75"x15.5". Part No. BPANEL08, BPANEL12

These universal 5/8" MDF Panels are pre-cut and pre-drilled to instantly accept INCRA's Miter Sliders and T-Slot Panel Connectors.



#### INCRA Build-It T-Slot Panel Connector

Available in 2 sizes: 18" & 24"  
Part No. BCONNECT18, BCONNECT24

INCRA's Build-It T-Slot Panel Connectors tie it all together. Interconnect the 5/8" pre-cut and pre-drilled MDF Build-It Panels in seconds. Adds strength, rigidity and a rock solid T-slot.



#### INCRA Build-It Brackets

Part No. BBRACKET1

These formed aluminum brackets are huge time savers, allowing you to instantly fasten fences or other fixtures at 90 degrees to T-Tracks or Panel Connectors. Sold by the pair including (4) knobs and 1/4"-20 hardware; compatible with many brands of track.



#### INCRA Build-It Clamp

Part No. BCLAMP

The INCRA clamp is much thicker and heavier than all others for more clamping pressure with no flex. The pivot under the knob is captured within the body so there's no fiddling - just set the clamp and tighten the knob. Compatible with all INCRA products, as well as other brands of track that accept 1/4"-20 hex bolts.



#### INCRA Build-It Knobs

Part No. BKNOB51


This 8-pack of knobs and hardware is great for assembling Build-It jig parts and dozens of other uses. The 3-point knobs are compact yet easy to grip with female 1/4"-20 threads.



#### INCRA Miter Slider SE

Available in 2 sizes: 18" & 25.5"  
Part No. IMS15E, IMS25E

The all new Miter Slider SE embodies all of the attributes of the popular Original Aluminum Miter Slider in a heavier, more robust bar design featuring all-steel construction. The New Miter Slider SE is compatible with all of the Build-It System components.



#### INCRA Miter Slider

Available in 2 sizes: 18" & 24"  
Part No. IMS1, IMS2

The starting point for accurate shop-made jigs, these aluminum miter channel runners are adjustable for a perfect fit in 3/4" x 3/8" miter slots and operate far more consistently than wooden runners.



### CREATE YOUR OWN

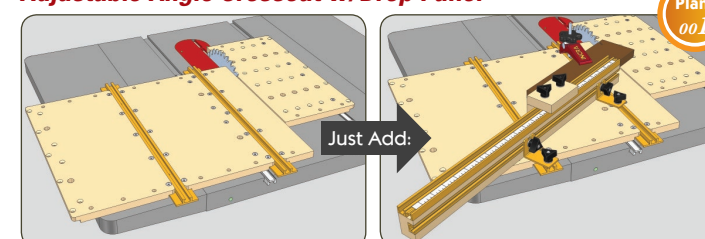
learn to make these jigs & more

The free jig plans below are just a few of the many possibilities for shop jig and fixture solutions using the INCRA Build-It System Components. All assemble in minutes with just a screwdriver. For more details or to download the full plans visit [www.incra.com](http://www.incra.com).

### Free Jig Plans

The Possibilities Are Endless!

#### Adjustable Angle Crosscut w/Drop Panel



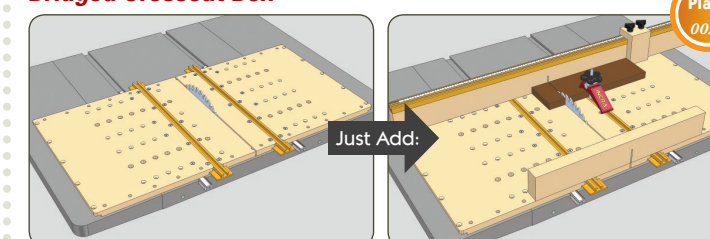
Platform Components Required:

- 1 - Large Build-It Panel
- 2 - Small Build-It Panels
- 2 - Miter Sliders
- 2 - T-Slot Panel Connectors

Then Add:

- 24" T-Track Regular
- 24" T-Track Plus
- Build-It Knobs
- Build-It Brackets
- Build-It Clamp

#### Bridged Crosscut Box



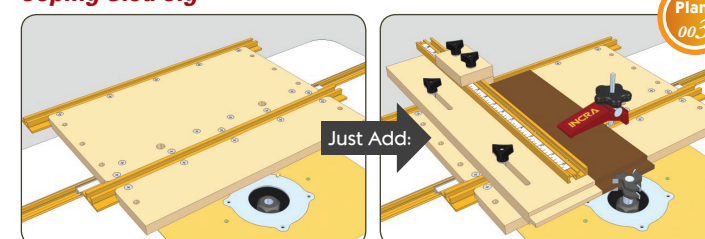
Platform Components Required:

- 2 - Large Build-It Panels
- 1 - Small Build-It Panel
- 2 - Miter Sliders
- 2 - T-Slot Panel Connectors

Then Add:

- 36" T-Track Plus
- Build-It Knobs
- Build-It Clamp

#### Coping Sled Jig



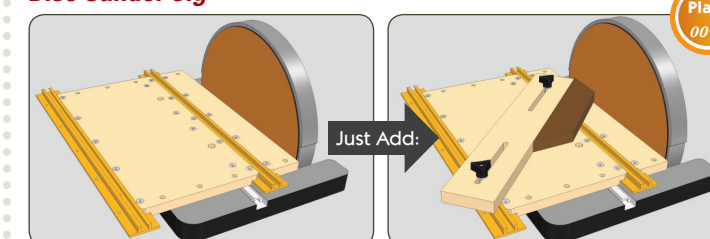
Platform Components Required:

- 2 - Small Build-It Panels or one small one large
- 1 - Miter Slider
- 2 - T-Slot Panel Connectors

Then Add:

- 18" T-Track Plus
- Build-It Knobs
- Build-It Clamp

#### Disc Sander Jig



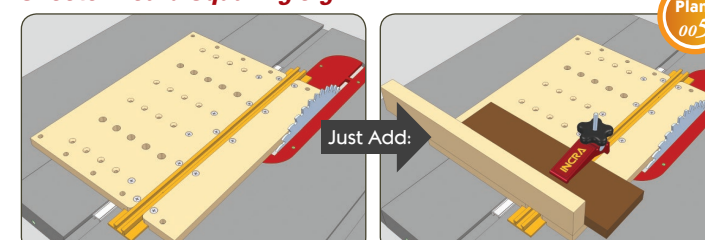
Platform Components Required:

- 2 - Small Build-It Panels or one small one large
- 1 - Miter Slider
- 2 - T-Slot Panel Connectors

Then Add:

- Build-It Knobs

#### Shooter Board Squaring Jig



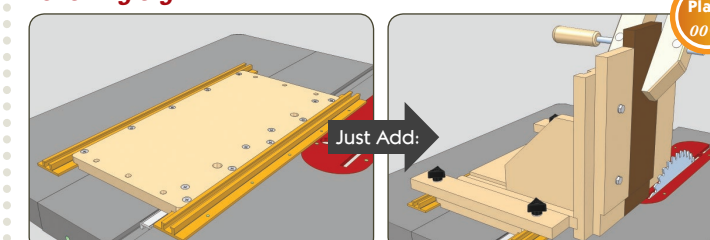
Platform Components Required:

- 1 - Large Build-It Panel
- 1 - Miter Slider
- 1 - T-Slot Panel Connector

Then Add:

- Build-It Clamp

#### Tenoning Jig



Platform Components Required:

- 1 - Small Build-It Panel
- 1 - Miter Slider
- 2 - T-Slot Panel Connectors

Then Add:

- Build-It Knobs



**PRECISION STEEL RULES**

available in many popular styles & lengths

An evolutionary advancement in precision steel rules. Micro fine marking holes put your mark exactly on target. Perfect repeatability, without eye strain - you can't miss!

**INCRA Precision Rules**

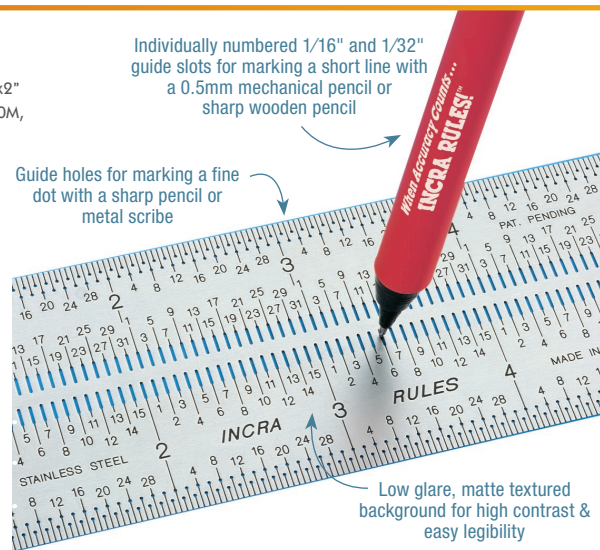
**INCRA Precision Marking Rules**

Available in 7 sizes: 6", 12", 18", Metric 150mm, Metric 300mm, 10" Decimal/mm & Pocket Size - 3"x2"  
Part No. RULE06, RULE12, RULE18, RULE150M, RULE300M, RULDM10 & PKTRUL03

The Marking Rule offers INCRA's patented Marking Holes at every 1/16 and 1/32 inch. These Marking Rules are also available in our Combination Pack Rule Sets. Select the proper slot or hole, insert a 0.5mm mechanical pencil, and mark your workpiece with dead-on accuracy!

**Marking Rule Features:**

- Mark Your Work Instantly
- Reduce Eye Strain
- Eliminate Uncertainty & Error
- Ultra Thin for Ultra Precision




**INCRA Scores Again with Its Precision Steel Rule**

**INCRA Precision Bend Rules**

Available in 5 sizes: 6", 12", 18", Metric 150mm & Metric 300mm  
Part No. BNDRUL06, BNDRUL12, BNDRUL18, BND150M & BND300M

INCRA Bend Rules make dual-surface layouts a snap using the corner slots. The 90° shape holds it snugly in place while the two scale surfaces let you mark and measure on the top, edge and corners simultaneously!




**INCRA Precision Specialty Rules**

**INCRA Precision Protractor**

Available in 2 sizes: 6" & Metric 160mm  
Part No. PROTRAC06, PRO160M

We've reinvented the protractor by putting extra long guide slots at every 45°, 30°, 22.5°, 5°, 1° and 0.5° interval to plot any angle with ease and absolute accuracy. If you take a few seconds to remove the T-bar you will also have an excellent 6" rule with micro-fine marking holes at every 1/32"/1mm.



**12" Precision Centering Rule**

Available in 2 sizes: 12" & Metric 300mm  
Part No. CENTER12, CENT300M


Find the exact center of any workpiece up to 12" or 300mm wide. In addition to top and bottom micro-fine marking holes at every 1/32"/1mm. It also has a built-in protractor with guide slots at every 45°, 30°, 22.5°, and 5° interval.



**6" x 3" Precision X-Y Marker**

Part No. XY0603

Locate and mark the intersecting point of two perpendicular lines ... all in one quick easy step. This 6 inch by 3 inch Rule with micro-fine marking holes at every 1/16" gives you 4,608 different exact positions instantly located with your sharp pencil or scribe with zero uncertainty and no eye strain! It also features reference lines every 1/4 inch and double reference lines at each full inch.



**INCRA Precision T-Rules**

Available in 8 sizes: 6", 12", 18", Tiny T-Rules - 3", Metric 150mm, Metric 300mm, Pro T-Rule - 6" & Pro T-Rule - 12"

Part No. T-RULE06, T-RULE12, T-RULE18, TINYT03, T-RULE150M, T-RULE300M, TDPROT06 & TDPROT12

Micro-fine guide holes and slots at every 1/16", 1/32" and 1/64" scale position instantly locate your sharp pencil or scribe at the exact measurement with zero uncertainty and no eye strain! Our Professional T-Rules even offer marking holes every 1/100". This is unmatched in the industry.

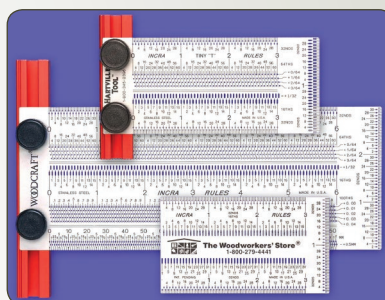


**INCRA Precision Customized Rules\***

Part No. CUSTOMRULE

Keep your company name on your customers' minds when they use these custom logo products.


\* Please note: There is a \$350 tooling charge and a minimum order of 500 pieces.



**INCRA Precision Rule Sets & Pro Rule Sets**

Precision Rule Sets available in 3 sizes: 6", 12" & 18"; Pro Rule Sets available in 2 sizes: 6" & 12"  
Part No. IRSET06, IRSET12, IRSET18 (Rule Sets); TDPROSET06 & TDPROSET12 (Pro Rule Sets)

Each Precision Rule Set includes the Precision Marking Rule, Precision T-Rule, and Precision Bend Rule, along with a fine (0.5mm) marking pencil. Pro Rule Sets include not only a Marking Rule and Bend Rule, but the standard T-Rule is upgraded to the Pro-T-Rule with marking holes every 1/100th of an inch.



**PRECISION SQUARES & ANGLES**

advanced design & fabrication

Our Name is Our Promise! INCRA's new line of Precision Squares and 45°s are the most accurate you will find anywhere. We're so proud of their quality, that Guaranteed is more than just our promise — it's our name!

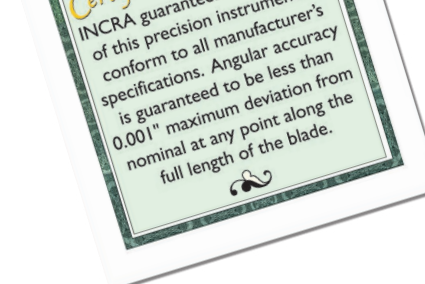
**INCRA Guaranteed Squares & 45°s**

The New Shop Standard

**INCRA Guaranteed Square**

Available in 2 sizes: 5" & 7"  
Part No. GSQR5, GSQR7

Our innovative one-piece design uses the most advanced manufacturing methods available to carve out a single, monolithic blade/handle body from a solid slab of hardened aluminum. This means you won't have the alignment errors that can happen when a separate blade is manually assembled to a separate handle, as in the more common two-piece design.



The hefty construction of the 1/4" solid alloy body and the 3/4" thick integrated alloy handle just feels right in the palm of your hand. And unlike conventional two-piece designs, the layout angle of our rigid, one-piece body won't get "bent out of shape" when you drop it! Our trademark gold and red hardened anodized surface is not only durable, but beautiful,

and it won't tarnish like brass. Combine this with our modern, functional styling and you've got a tool that is worthy of the most prominent location in your display cabinet (when you're not using it, of course).


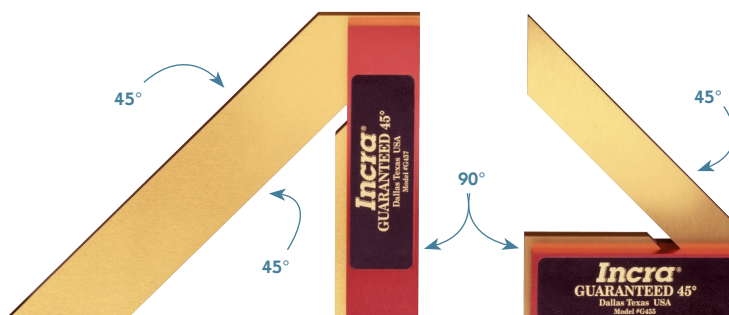
**INCRA Guaranteed Angles (45°s)**

Available in 2 sizes: 5" & 7"  
Part No. G455, G457


INCRA's new line of Precision Squares and 45°s are the most accurate you will find anywhere. Available in 5" and 7".



This Shape is Both a 45° & a Square!



Support Lip Holds the Tool on the Edge of the Workpiece for Marking and Layout



Set Cutting Tools to the Perfect Angle

**INCRA GUARANTEED SQUARE & ANGLE SPECIFICATIONS**

Part Number	Blade Height (heel to toe)	Blade Width	Blade Thickness	Base Height	Base Width	Base Thickness
GSQR5	5-1/2"	1"	1/4"	1-1/2"	4-1/4"	3/4"
GSQR7	7-5/16"	1-1/2"	1/4"	1-1/2"	5-3/4"	3/4"
G455	5-1/2"	1"	1/4"	1-1/2"	4-1/4"	3/4"
G457	7-5/16"	1-1/2"	1/4"	1-1/2"	5-3/4"	3/4"

Material: 1/4" precision machined, hard anodized aluminum Angular Accuracy: 0.001" from heel to toe




**PARTS & COMPONENTS**  
hard to find incra stuff

We're proud of the long-term value built into every INCRA product, but the reality is that stuff happens. We can supply any part for any current INCRA product, and many of the parts for older products.

**INCRA Parts & Components**

Replacing Parts for Your INCRA Products



**INCRA Parts & Components - Miter Gauges:**

- Miter V27
- Miter V120
- Miter 1000
- Miter 1000SE
- Miter 1000HD
- Miter 2000
- Miter 3000
- Miter 3000SE
- Miter 5000
- Miter Express
- Shop Stop
- Flip Shop Stop

**INCRA Parts & Components - Router Fence Systems:**

- LS Positioner Only
- LS Positioner Standard System
- LS Positioner Super System
- Wonder Fence
- Ultra Positioner Only
- Ultra Standard System
- INCRA Stop
- INCRA Shop Stop
- Right Angle Fixture

**INCRA Parts & Components - Table Saw Fence Systems:**

- TS-LS Positioner Only
- TS-LS Standard System
- TS-LS Super System
- Wonder Fence
- TSIII Ultra Positioner Only
- TSIII Ultra Standard System
- INCRA Shop Stop
- Right Angle Fixture

**INCRA Parts & Components - INCRA Scales:**

- INCRA Imperial Scales
- INCRA Metric Scales

**INCRA Parts & Components - Metric Components:**

- Metric Scale
- Metric Incremental Rack Pack - 5pc. Set
- Metric Incremental Rack Pack - 10pc. Set
- LS17 Metric Conversion Kit
- LS25 Metric Conversion Kit
- LS32 Metric Conversion Kit
- LS17 Standard System Metric Conversion Kit
- LS25 Standard System Metric Conversion Kit
- LS32 Standard System Metric Conversion Kit



**INCRA MAGNALOCK™ SYSTEM**  
secure and perfectly flush every time

All of INCRA's aluminum mounting plates feature the exclusive MagnaLOCK™ magnetic throat plate system. Changing any of the included throat plates is a snap with the MagnaLOCK™ System. Just drop in the selected plate. The high energy, rare-earth magnets hold the plate securely and perfectly flush every time.



**INCRA MagnaLOCK™ Plate Compatibility Chart**

		MLP-Undrilled	MLP1613-AL	MLP1619-AL	MLP3612C-AL	MLP621625-AL	MLP690890-AL	MLP7518-AL	MLPFT2000-3000-AL	MLPM12V-AL
Bosch	1617, 1618						*2			
	MRC23						*2, 3			
	1613		✓							
	1619			✓						
DeWalt	DW610	✓								
	DW618						✓			
	DW621, DW 625					✓				
Fein	RT-1800					✓				
Freud	FT-1700	✓								
	FT-2000, FT-2200								✓	
	FT-3000								✓	
Hitachi	M12-V (older 3hp plunge)									✓
	M12-V2 (new 3hp plunge)	✓								
	M12-VE (new 3hp plunge)									✓
	M12-VC (2hp fixed/kit)	✓								
Makita	3612-C				✓					
	RP-2301	✓								
	RF-1101, RF 1100						✓			
Milwaukee	5615, 5616						*2			
	5625							*2		
Porter-Cable	690-699 Series						✓			
	890-899 Series						✓			
	7529, 8529						✓			
	7518, 7519							✓		
	7538, 7539							✓		
Ridgid	R2930, R2901						*2			
Triton	TRC-001							*1, 2		
	TRA-001							*1, 2		
	MOF-001KC							*1, 2		
	JOF-001	✓								

Notes: \*1 - Requires 1/4"-20 mounting bolts (available by request) \*2 - Access for above-the-table height adjustment may need to be drilled. \*3 - Requires 4mm mounting screws (not included)



**TO ORDER - VISIT YOUR LOCAL DEALER**

**visit: [www.incra.com](http://www.incra.com)**

Taylor Design Group, Inc., P.O. Box 810262, Dallas, Texas 75381

INCRA products are protected by one or more of the following U.S. Patents: #4,793,604, #4,930,221, #5,195,730, #5,275,074, #5,423,360, #5,716,045, #6,237,457, #6,557,601, #6,672,190.

INCRA is a registered trademark of Taylor Design Group, Inc. rev. 051013


## INCRA Books, Plans, Videos & Accessories

Free Plans Available on [www.incra.com](http://www.incra.com)

### INCRA Master Reference Guide & Template Library

Part No. MTL2

The Master Reference Guide comes complete with **51 templates**. This oversized 11" by 17" book is fully illustrated and clearly written with numerous examples to help you create any of thousands of possible joinery styles.



### INCRA Projects & Techniques Book

Part No. IJPT1

Features **14** original INCRA projects, four exclusive INCRA joints, and a wealth of tips & techniques that will help you master the INCRA Jig. Lavishly illustrated. Written by **Perry McDaniel**.



### INCRA LS Positioner Instructional DVD

Part No. VLS1


Learn the ins and outs of the amazing INCRA LS Positioner, including the INCRA Wonder Fence with its advanced split-fence and variable gap width applications. Every step included from setup to final adjustments to actual cutting. PLUS learn the easy way to cut all of your favorite joint types.



### INCRA Gauge

Part No. IG32

This tool should be in every woodworker's shop. Works as a precision marking gauge, a freestanding depth-of-cut gauge, a fence alignment gauge and a center finder. Uses genuine INCRA Racks for INCRA precision. Next to our INCRA Rules, you will find the INCRA Gauge to be your most indispensable layout tool in no time at all!




Great for Measuring, Marking and More!

### INCRA HingeCrafter

Part No. HINGECRAFTER (Imperial) & M-HINGECRAFTER (Metric)

The INCRA HingeCrafter makes 3/8", 1/2", 5/8" & 3/4" hinges. Just combine your INCRA Positioner with the HingeCrafter and the results will be beautiful wooden hinges ready to glue right into your project. For metric based positioners order Part No. M-HINGECRAFTER.



### INCRA Track Systems (INCRA Shop Stop & Track)

Track Systems available in 3 sizes: 18", 36" & 52"

Track section only, available in 3 sizes: 18", 36" & 52"

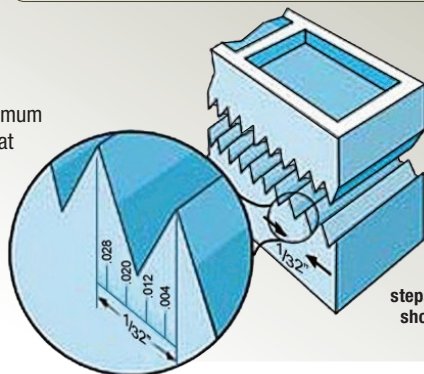
Part No. TRACKSYS18, TRACKSYS36, TRACKSYS52 (Track Systems); TRACK18, TRACK36 & TRACK52 (Track Only)

#### Get Both Tools in One Package & Save!

Patented Automatic Positioning Control™ and micro adjustability mean instant, repeatable accuracy without measuring or trial-and-error setups.

The INCRA Track System is the optimum solution to any cutting operation that requires accuracy, repeatability, multiple stop positions, or just plain ease of use.

The perfect fence choice for use on your chop saw station, drill press or crosscut box. Compatible with Build-It System Jigs.



INCRA's patented Sawtooth Racks which position your work instantly and automatically in EXACT 1/32" steps with true machine shop precision without measuring.

### Free INCRA Plans!

New!

For more free plans, please visit: [www.incra.com](http://www.incra.com)

#### Downdraft Dust Collection Cabinet

The Pivot Door Downdraft by Mark Mueller uses common hardware store fasteners and hardware and is made with all wood construction. It's a great beneficial project for your shop's router table.



#### Trivets

These are quite easy to make and there are many ways to modify the design. The plans call for enough wood to make two trivets, but don't be surprised if you find yourself making more.



This is one of those projects you'll want to make for everyone on your gift list!

► For more information, please visit: [www.incra.com](http://www.incra.com)